


Noadswood Computing Department Digital Media

GCSE Support



Noadswood

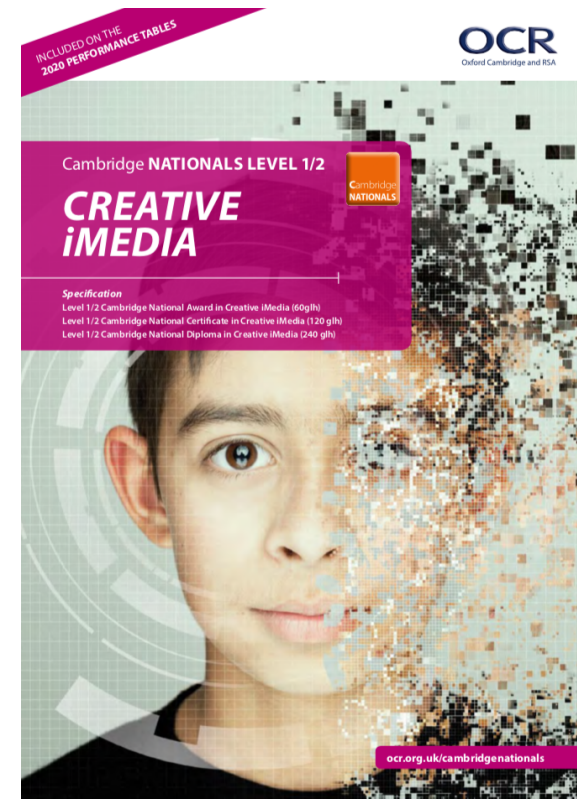
Computing Department

- * GCSE Computer Science or a Level 2 Qualification in Digital Media
- * Cambridge National iMedia qualification

Qualification Details – iMedia


* OCR Cambridge National iMedia Level 2 qualification

- * Exam is worth 25% of the overall qualification
- * Coursework is worth the remaining 75%
- * Coursework consists of a 3 units (1 mandatory, 2 teacher specific)
- * Exam is taken in May/June series of Year 11
- * Grades are Distinction* (Level 2), Distinction (Level 2), Merit (Level 2), Pass (Level 2), Distinction (Level 1), Merit (Level 1), Pass (Level 1) and FAIL



Qualification Details – iMedia

- * OCR Cambridge National iMedia Level 2 qualification
- * Exam (R081) 1.15 hour written paper in May/June
- * Exam worth 25% of overall qualification




Qualification Details: Year 9 and 10 – iMedia

- * OCR Cambridge National iMedia Level 2 qualification

- * Coursework consists of 3 modules, each equally weighted: -

- * R082 Digital Graphics (creation of digital graphics (Photoshop intensive)) which is mandatory
- * R085 Website Product (creation of a website for a media product)
- * R086 Digital Animation (creation of an animation using Key Frame)
- * R091 Designing a Game Concept (design, not the actual game)
- * 2x modules *will be chosen by class teacher* between R085, R086 and R091



Where we are

- * As we stand, we have completed two of the modules with one remaining
- * The first two modules are being collected and finished marks will be given back in the new year with the final module being completed by March
- * The exam component (25%) will be studied in one of the periods across the two weeks from January onwards

Student Resources

- * All the class resources have been placed on the dedicated *Frog* pages



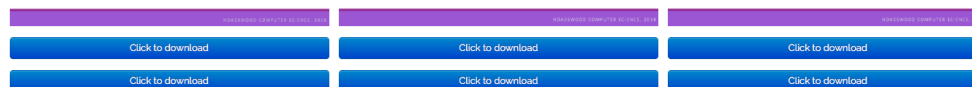
GCSE Computing - iMedia

R081 - Pre-Production

iMedia
Introduction

Pre-Production:
Mood Boards

Pre-Production:
Mood Boards



Support

- * Alongside Frog having a variety of resources for each course, there are some specific materials which we really aid independent student revision for the iMedia course...

Support: iMedia

- * iMedia will have a ‘classic’ written exam – as such they have been set h/w questions on a weekly basis going over the key content of the exam. Encouragement to complete these will really aid progression, as well as using the specific course revision guide ([Amazon link](#))

OCR Cambridge Nationals

CREATIVE iMEDIA L1 / 2

Pre-production skills and
Creating digital graphics



Kevin Wells

Support: iMedia

- * Resources (all found on Frog) have multiple practice exam papers with mark schemes

2
Answer all the questions.
SECTION A

Youth# is a new youth centre. It is opening up ready for the start of the new school year so that there is somewhere for teenagers to go in the evening. It is a joint project between local youth workers and the Police Community Support Officers (PCSO). Youth# wants to develop a website to promote the centre. You have been asked to develop a number of pre-production documents to do this.

1 Youth# wants to set up a website that will allow teenagers in the town to find out more information about the centre. One of the first pre-production documents that you have been asked to produce is a visualisation diagram of the website homepage.

(a) (i) State **one** purpose of the visualisation diagram.

.....
..... [1]

(ii) State **two** items that could be included in the visualisation diagram for a website homepage.

1
2 [2]

(b) Explain **one** reason why the visualisation diagram is a suitable choice for the website homepage for Youth#.

.....
.....
..... [2]

2 Youth# has asked for a mind map of the website to be created.

State **one** purpose of a mind map when planning the website.

.....
..... [1]

Question	Answer	Marks	Guidance
1 a i	One from e.g. <ul style="list-style-type: none"> allow to see webpage in visual form(1) allow to see an idea for webpage will work(1) 	1	Answer must refer to the web based context
	ii Two from e.g. <ul style="list-style-type: none"> logo(1) title(1) image(1) colours(1) font(s) (1) annotations (1) 	2	Allow features of a webpage NOT website
b	Two marks for suitable response with expansion. e.g. <ul style="list-style-type: none"> allows easy visual view(1) of website homepage (1) can easily see (1) if the webpage fits together well(1) so can see the layout of the webpage(1) and make a change if suitable(1) 	2	Allow mix and match for suitable response based in the context of a website homepage.
2	One from e.g. <ul style="list-style-type: none"> Can see how pages can fit together to form site(1) Can generate ideas for content on page(s)/site(1) 	1	Must refer to context of website.

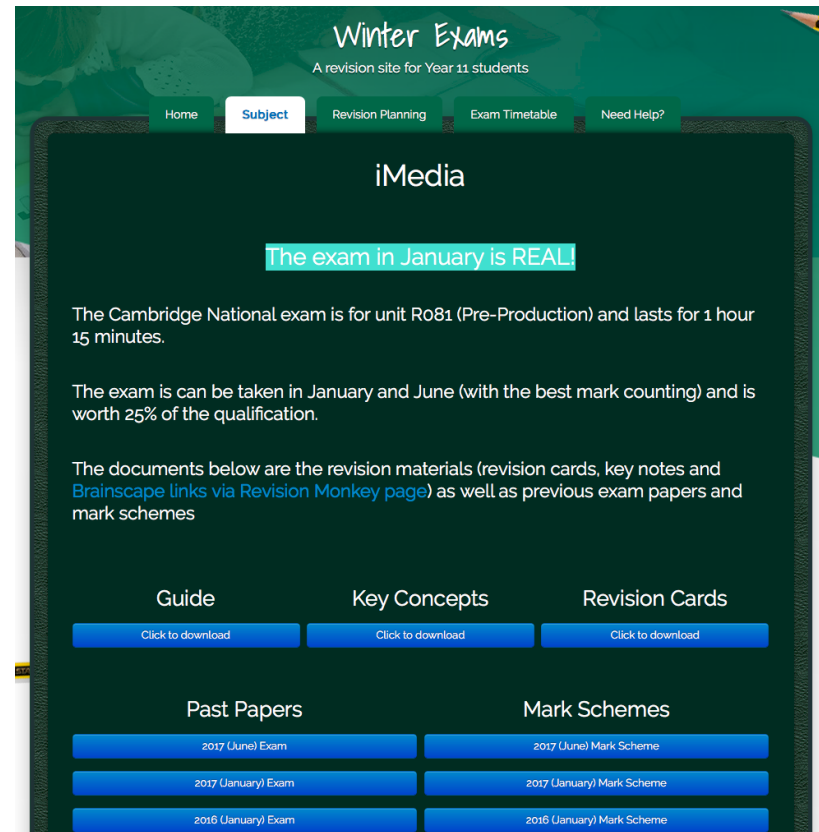
Support: iMedia

- * Brainscape Revision Cards



Support: iMedia

- * Exams site – within FROG
- * The site has a link to all the resources for iMedia, including the Key Concepts, Revision Cards, Brainscape link and all the past papers with mark schemes
- * This site is highly recommended to visit when preparing for (all) the GCSE exams...



The screenshot shows the 'Winter Exams' website, a revision site for Year 11 students. The navigation menu includes 'Home', 'Subject', 'Revision Planning', 'Exam Timetable', and 'Need Help?'. The main content area is titled 'iMedia' and features a prominent warning: 'The exam in January is REAL!'. Below this, three paragraphs provide details: the exam is for unit R081 (Pre-Production) and lasts 1 hour 15 minutes; it can be taken in January and June, worth 25% of the qualification; and it lists revision materials like revision cards, key notes, and Brainscape links. At the bottom, there are buttons for 'Guide', 'Key Concepts', and 'Revision Cards', each with a 'Click to download' link. Further down, there are sections for 'Past Papers' and 'Mark Schemes', each with three buttons for the years 2017 (June), 2017 (January), and 2016 (January).

Support: iMedia

- * A combination of the following will aid preparation for the examinations: -
 - * Revision Guide
 - * Practice Papers with Mark Schemes (Frog)
 - * Brainscape and Classic Revision Cards
 - * Homework weekly questions
 - * *As the course progresses, keeping on-top of all coursework (can only be done within class)